

Amarr® Classica® Post Frame Buildings



Lucern design with Clear windows and Closed Square top section in True White/Hunter Green with Blue Ridge handles

Nothing can make a post-frame building look as unique as an Amarr Classica garage door. Visually, these doors have the appearance of a vintage wood door, but they are made of sturdy, low-maintenance steel. The numerous designs are stamped directly into the steel, providing a deep embossment and years of worry-free operation. Odd heights and odd widths are available.

Santiago design with Thames windows and Closed Arch top section in True White/Terratone



Santiago design with double-stacked Thames windows in True White/Terratone



12x14 Santiago with Clear (C) Windows



12x14 Northampton with Thames (10) Windows



9x10 Valencia with Nile (6) Windows




9x10 Lucern with Madeira (5) Windows & Closed Square Top Section




PANEL DESIGNS


L1 • LUCERN
CLOSED ARCH




T1 • TUSCANY
CLOSED ARCH



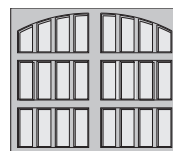
S1 • SANTIAGO
CLOSED ARCH



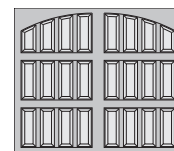
V1 • VALENCIA
CLOSED ARCH




N1 • NORTHAMPTON
CLOSED ARCH



B1 • BORDEAUX
CLOSED ARCH



C2 • CORTONA
CLOSED SQUARE



Illustrations shown are for standard door sizes of 8', 9', 16', and 18' wide and 7' and 8' tall. Check amarr.com for odd width and height door illustrations.

Not available in odd heights.

Not available with Arched top.

Amarr® Classica®

Construction

CL1000

Single-Layer:
Steel



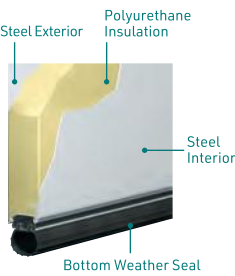
CL2000

Double-Layer:
Steel + Insulation



CL3000

Triple-Layer:
Steel + Insulation + Steel



Specifications

	AMARR CLASSICA CL1000	AMARR CLASSICA CL2000	AMARR CLASSICA CL3000
PANEL DESIGNS			
Carriage House	7 Designs	7 Designs	7 Designs
INSULATION		Polystyrene ¹	Polyurethane
U-FACTOR		0.32	0.22
R-VALUE ²		6.64	13.35
ENERGY EFFICIENCY		Better	Best
QUIET OPERATION		Better	Best
DOOR THICKNESS	2" (5.1cm)	2" (5.1cm)	2" (5.1cm)
INSULATED GLASS OPTION [†]			•
WIND LOAD ³ AVAILABLE	•	•	•
PAINT FINISH WARRANTY ⁴	Lifetime	Lifetime	Lifetime
WORKMANSHIP/HARDWARE WARRANTY ⁴	3 Years	5 Years	Lifetime

¹ Insulation has passed self-ignition, flamespread and smoke developed index fire testing.

² Calculated door section R-value is in accordance with DASMA TDS-163.

³ It is your responsibility to make sure your garage door meets local building codes.

⁴ For complete warranty details, visit amarr.com or contact your local Amarr dealer.

[†] Price upcharge applies.


Verified thermal performance rating per DASMA Thermal Performance Verification Program.

Colors

Actual paint colors may vary from samples shown. Price upcharge applies to all colors except True White.



Also available in two-tone options.

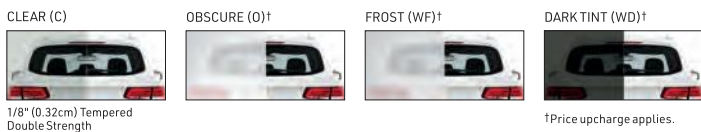


* Odd heights not available in CL1000/CL2000.

Amarr doors are pre-painted; homeowners can use exterior latex paint for custom colors. Visit amarr.com for painting instructions. Non-factory painting of garage door voids the paint finish warranty.

Glass Options

Insulated glass[†] available in Clear, Frost and Dark Tint.



Amarr Company
165 Carriage Court
Winston-Salem, NC 27105
800.503.DOOR
www.amarr.com



Door specifications and technical data subject to change without notice.
Sectional door products from Amarr Company may be the subject of one or more U.S. and/or foreign, issued and/or pending, design and/or utility patents.
Part of ASSA ABLÖY

Amarr and Classica as words and logos are trademarks belonging to Amarr Company, owned by ASSA ABLÖY.
©ASSA ABLÖY
Printed in USA Form #6471123/5M/54

Top Sections

CLOSED ARCH (1)
Available for T1, S1, L1, V1



CLOSED SQUARE (2)
Available for T2, S2, L2, V2



CLOSED DOUBLE ARCH (1D) Available for T1D, S1D, L1D, V1D



CLOSED ARCH (1) • NORTHAMPTON



CLOSED SQUARE (2) • NORTHAMPTON



CLOSED ARCH (1) • BORDEAUX



CLOSED SQUARE (2) • BORDEAUX



CLOSED SQUARE (2) • CORTONA



NO INSERT



DANUBE (4)*



MADEIRA (5)*



NILE (6)*



RHINE (7)*



SEINE (8)*



THAMES (10)*



JARDIN (75) †



TRELLIS (76) †




* Window insert shown on Clear glass. Design also available with Obscure, Frost or Dark Tint glass.

† Tempered obscure glass with baked-on ceramic design. Design visibility varies due to lighting.

Decorative Hardware

ALUMINUM Aluminum decorative strap hinges with clavos not recommended for arch openings.




STAMPED STEEL

BLUE RIDGE



CASTLE ROCK



MAPLE CREEK



ALPINE



CLAVOS



NOTTINGHAM



Amarr participates in the DASMA Thermal Performance Verification Program. The program verifies the thermal performance of a complete sectional door assembly. The lower the U-factor rating, the better the thermal performance.